

111er eckig LED Serie

INNENLEUCHTE

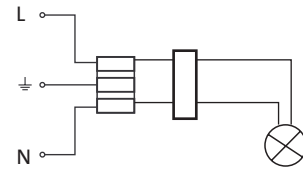


TECHNISCHE DATEN LED



Hersteller: mawa design
 Artikel-Nr.: 111er-1e/-2e/-3e-LED
 Spannung: 230 V/50—60 Hz
 Schutzklasse: I
 Schutzgrad: IP 20
 Anschlussleistung: 111er-1e-LED: 18W
 111er-2e-LED: 36W
 111er-3e-LED: 54W
 Betriebsstrom: 500mA
 Treiber: Osram OTe 18
 LED: Osram Prevaled Coin 111 COB G1
 EEL: A++—A

SCHALTPLAN

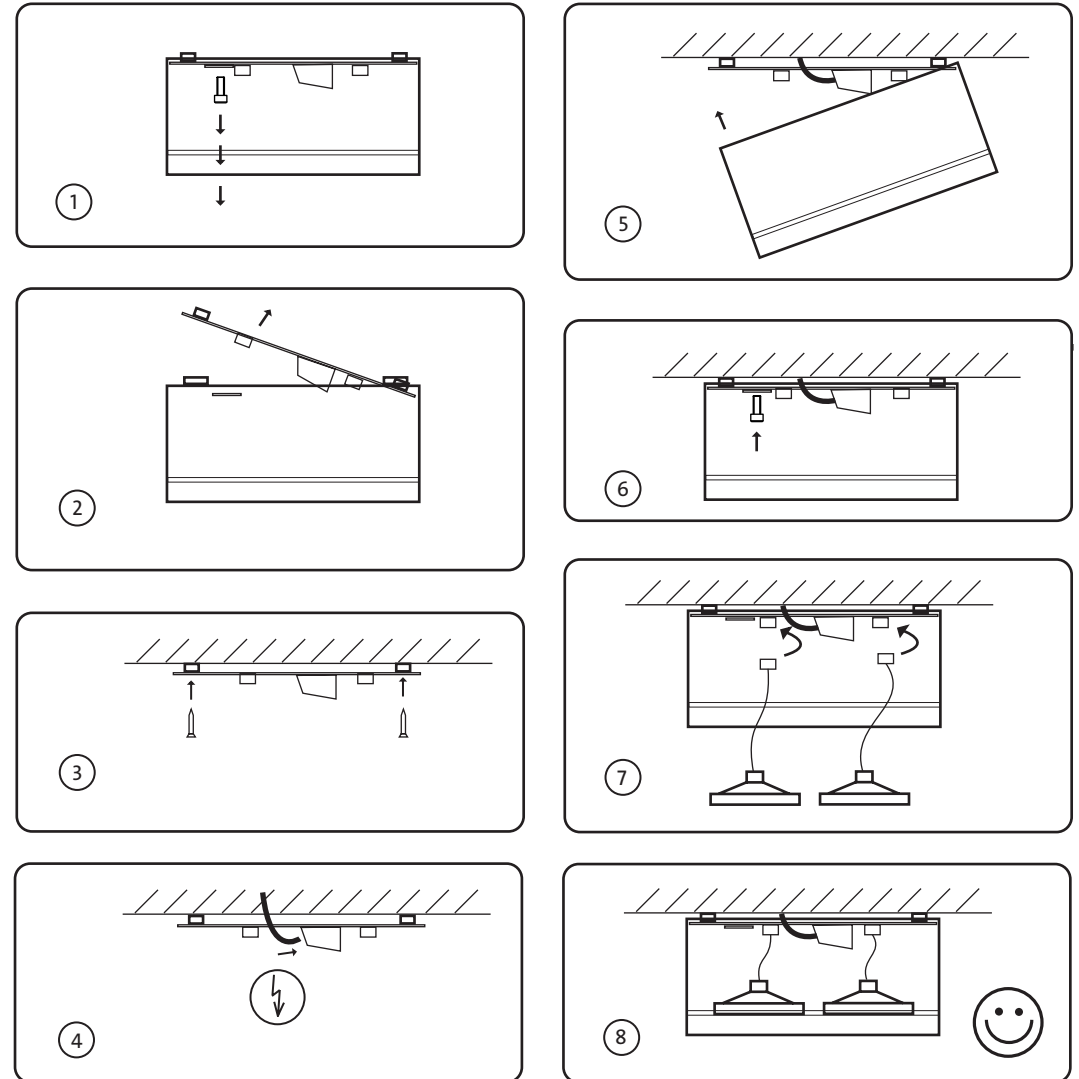


TECHNISCHE DATEN HV-LED



Hersteller: mawa design
 Artikel-Nr.: 111er-1e/-2e/-3e-HV-LED
 Spannung: 230 V/50—60 Hz
 Schutzklasse: I
 Schutzgrad: IP 20
 Anschlussleistung: 111er-1e-HV-LED: 15,5W
 111er-2e-HV-LED: 31W
 111er-3e-HV-LED: 46,5W
 LED: Osram PL-CN 111 AC
 EEL: A++—A

Montage nur durch einen autorisierten Elektroinstallateur.
 Eingriff nur durch autorisiertes Fachpersonal.
 Nur für Innenraum geeignet.



MOUNTING INSTRUCTION

■ 111er eckig LED series

INDOOR LIGHT

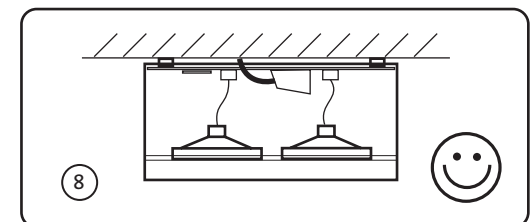
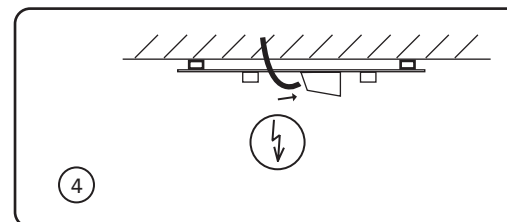
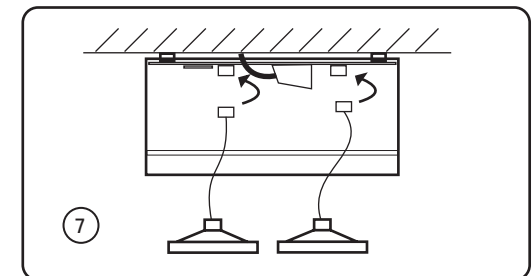
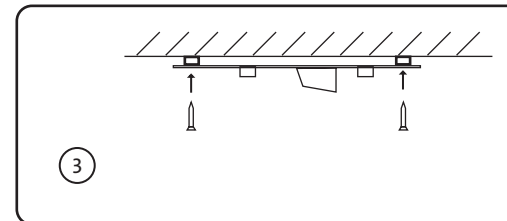
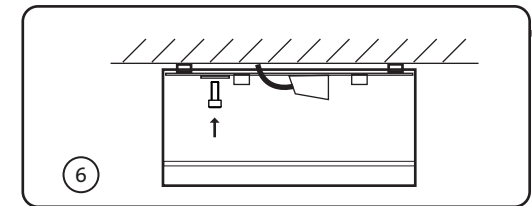
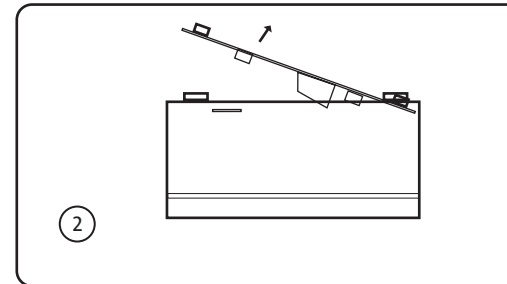
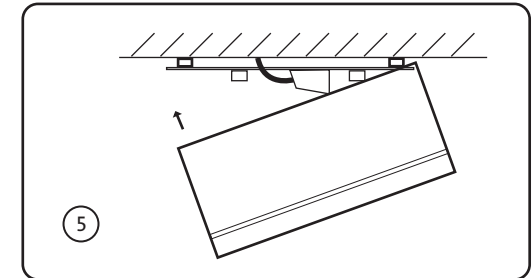
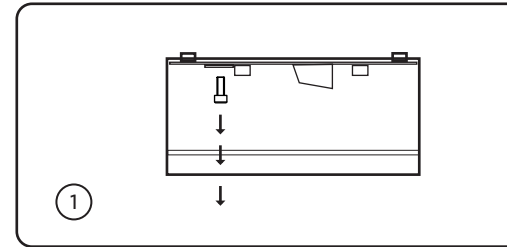
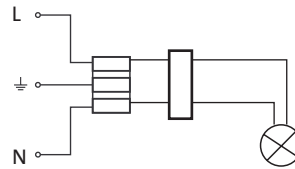


TECHNICAL DATA



Manufacturer: mawa design
Article No: 111er-1e/-2e/-3e-LED
Voltage: 230 V/50—60 Hz
Protection class: I
Degree of protection: IP 20
Connected load: 111er-1e-LED: 18W
111er-2e-LED: 36W
111er-3e-LED: 54W
Operational current: 500mA
Driver: Osram OTe 18
LED: Osram Prevaled Coin 111 COB G1
EEL: A++—A

WIRING DIAGRAM



TECHNISCHE DATEN HV-LED



Manufacturer: mawa design
Article No: 111er-1e/-2e/-3e-HV-LED
Voltage: 230 V/50—60 Hz
Protection class: I
Degree of protection: IP 20
Connected load: 111er-1e-HV-LED: 15,5W
111er-2e-HV-LED: 31W
111er-3e-HV-LED: 46,5W
LED: Osram PL-CN 111 AC
EEL: A++—A

The lamp must be assembled and mounted only by an authorised electrician!
Intervention in the light by authorized technical personal only.
Only for indoor use.