




# BERENICE

design Alberto Meda/Paolo Rizzatto, 1985

**LUCE  
PLAN**

|               |  |                   |
|---------------|--|-------------------|
| Type:         | Floor  |                   |
| Light source: | 30W/12V HSGST GY6.35<br>LED 2W G4 3000K  | EEL: B<br>EEL: A+ |
| Product use:  | Indoor   |                   |
| Materials:    | Metal parts in diecast aluminium, reinforced nylon frictional joints, rynite head parabolic reflector in metal or pressed glass.   |                   |
| Colors:       | Structure in alu, black<br>Glass reflector in blue, ivory, green, red<br>Metal reflector in alu, black   |                   |
| Description:  | Petite and precise, solid and stable. The fluidity of the arm joints and the 360° rotary movement of the head allow the light to be directed with minimum obstruction and maximum manageability. The reflector, made of pressed glass or aluminium, emits a concentrated beam of light that focuses attention. |                   |



Insulation class:   

Awards: Compasso d'Oro ADI selection, 1987

|                 |                 |  |  |                       |
|-----------------|-----------------|--|--|-----------------------|
| Reference code: | Structure       |  |  |                       |
|                 | D12 EL t.       | 1D120T00E020<br>1D120T00E001                                 | alu<br>black                                 |                       |
| Glass reflector | D12/4           | 1D120/4/1503<br>1D120/4/1524<br>1D120/4/1527<br>1D120/4/1537 | satin white<br>rose<br>yellow<br>sage green  |                       |
|                 | Metal reflector | D12/5  | 1D120/5/1520<br>1D120/5/1501<br>1D120/5/1530 | alu<br>black<br>brass |

D12 EL t.

